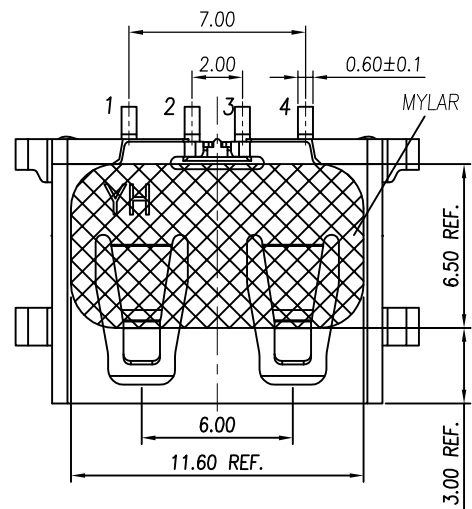


REV.	ECN NO.	DESCRIPTION	DESIGN	DATE
A0	ECN20191113	新版发行	Robin	2019.09.18

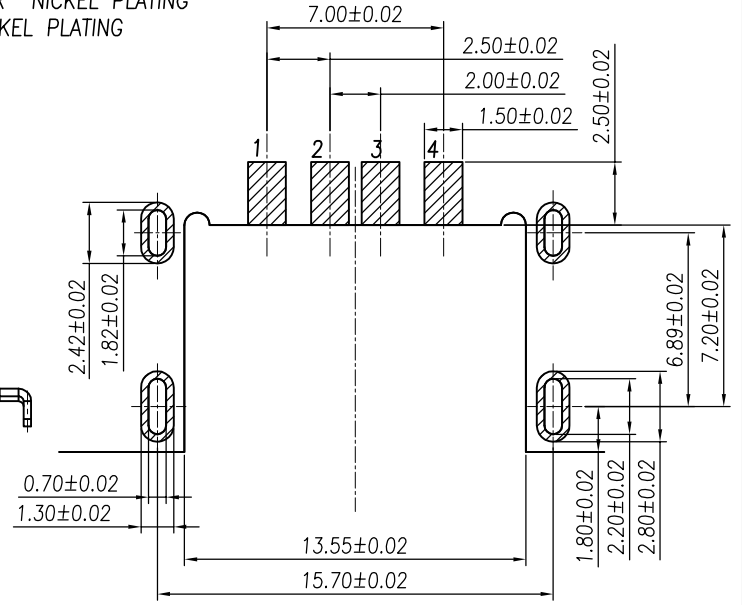
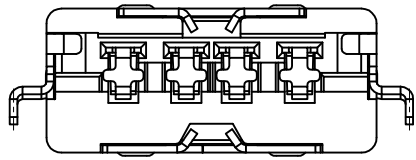
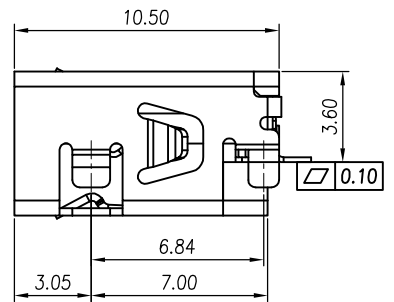
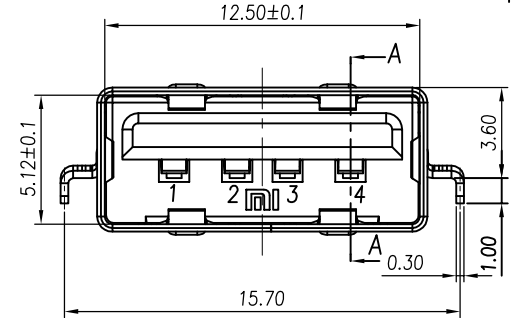
NOTE: THIS DRAWING WAS PRODUCED BY COMPUTER, DO NOT UPDATE MANUALLY

F  
E  
D  
C  
B  
A

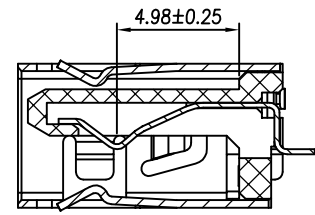
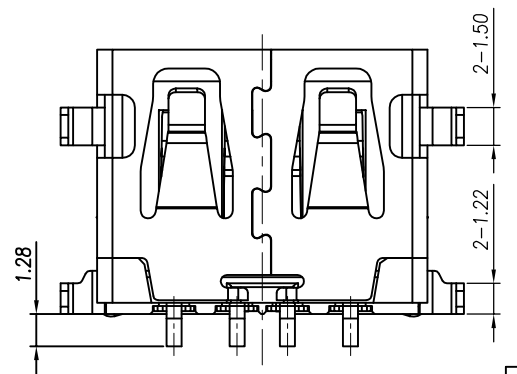


NOTE:  
**1.ELECTRICAL:**  
 VOLTAGE RATING:20VAC RMS;  
 CURRENT RATING:2.4 AMP MIN;  
 CONTACT RESISTANCE:30mΩ MAX;  
 DIELECTRIC WITHSTANDING VOLTAGE:500V AC FOR ONE MINUTE AT SEA LEVEL;  
**2.MECHANICAL:**  
 MATING FORCE:35N MAX  
 UNMATING FORCE:10N MIN  
**3.ENVIRONMENTAL:**  
 OPERATING TEMPERATURE:-40°C TO 85°C  
**4.SALT SPRAY:**24H AT 35%DC WITH 5%-SALT-SOLUTION CONCENTRATION.

**5.MATERIAL:**  
 HOUSING:HIGH TEMP:LCP  
 CONTACT:COPPER ALLOY T=0.20  
 SHELL:STAINLESS STEEL T=0.30  
 MYLAR:POLYIMIDE FILM,BROWN  
**6.PLATING:**  
 CONTACT: GOLD PLATING ON CONTACT AREA SEE TABLE  
 MATTE TIN PLATED ON SOLDER TAIL  
 ALL OVER NICKEL PLATING  
 SHELL: ALL OVER NICKEL PLATING



RECOMMENDED P.C.B LAYOUT (COMPONENT SIDE)  
 P.C.B THICKNESS=1.20mm (TOLERANCE=±0.05)



SECTION A-A

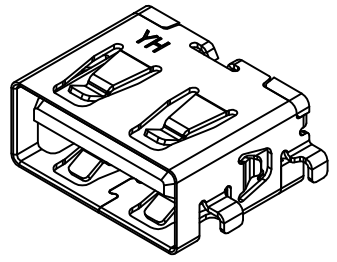


Table:

PART NO.	DESCRIPTION
U2-370403116-R	LCP黑色带LOGO 镀金3U"
U2-370403117-R	LCP灰色带LOGO 镀金3U"
U2-370403118-R	LCP白色带LOGO 镀金3U"

CONTACT NUMBER	SIGNAL NAME	GENERAL TOLERANCE		日期	2019.09.18	UNITS	SCALE
1	VBUS	X. ±0.35	X°. ±5°	核准		mm	1:1
2	D-	.X ±0.25	.X° ±3°	审核		REV. A0	SHEET 1/1
3	D+	.XX ±0.20	.XX° ±2°	制图	Robin	SIZE A4	C
4	GND						

**ALINTA**  
Alinta Electronics Co., Ltd.

品名: USB 2.0沉板母座3.6H (L=10.5mm) (不锈钢外壳 带LOGO)  
 料号: SEE TABLE      图号: DWG-U2-116

The drawing and specification is the property of ALINTA ELECTRONICS CO., LTD. And shall not be reproduced, copied or used in any manner without the prior written consent of ours.