

8

7

6

5

4

3

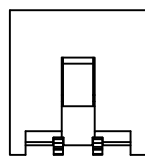
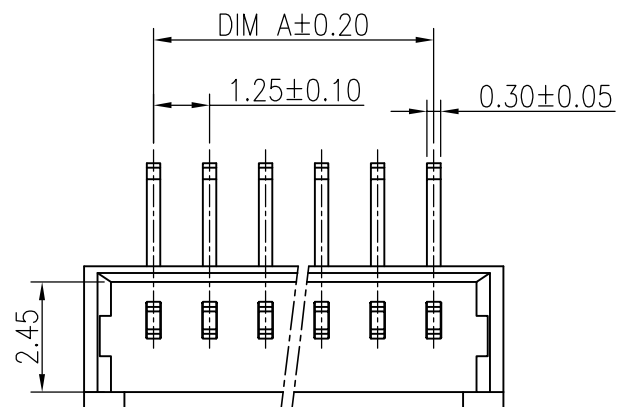
2

1

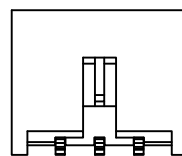
NOTE: THIS DRAWING WAS PRODUCED BY COMPUTER, DO NOT UPDATE MANUALLY

REV.	ECN NO.	DESCRIPTION	DESIGN	DATE
A0		新版发行	林飞	2020.08.07

F



2P



3P

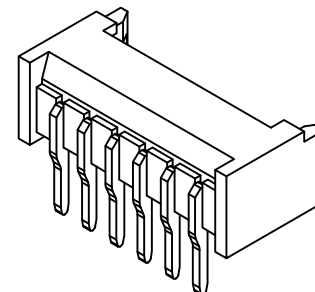
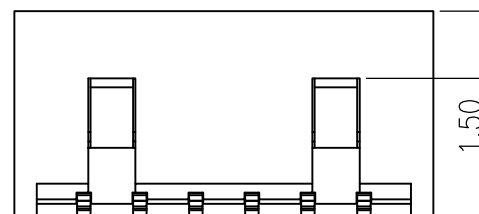
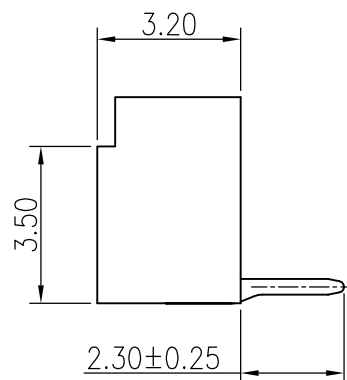
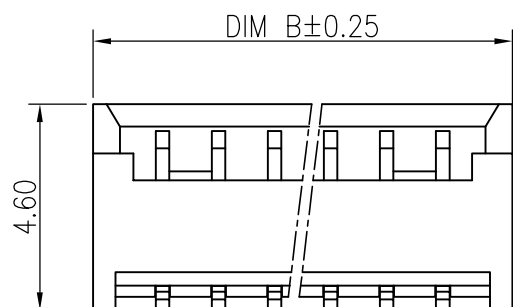


TABLE:

Circuits	Dimensions (mm)	
	A	B
02	1.25	4.30
03	2.50	5.55
04	3.75	6.80
05	5.00	8.05
06	6.25	9.30
07	7.50	10.55
08	8.75	11.80
09	10.00	13.05
10	11.25	14.30
11	12.50	15.55
12	13.75	16.80
13	15.00	18.05
...
20	23.75	26.80

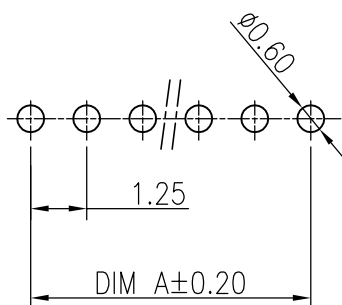
E

D



C

B



料号说明:

TJ-22 XX SN991-R

Poles: 02~20

主要技术参数 Main Specifications

线数 (Poles): 02 to 20

接触电阻 (Contact Resistance): $\leq 30m\Omega$ 绝缘电阻 (Insulation Resistance): $\geq 1000M\Omega$

额定电压 (Rated Voltage): 200V AC DC

额定电流 (Rated Current): 1.0A AC DC

耐电压 (Withstand Voltage) 500V AC/Minute

温度范围 (Temperature Range): $-20^{\circ}C \sim +85^{\circ}C$

A

RECOMMENDED P.C.B. LAYOUT

General tolerance: ± 0.05

B	CONTACT		02~20PCS	C2680	MATTE Sn-plated
A	PEDESTAL		1 PCS	PA66	UL 94V-0, COLOR: 纯
TEM	COMPONENT		Q'TY	MATERIAL	FINISH

GENERAL TOLERANCE		日期	2020.08.07	UNITS mm	SCALE 1:1
X. ± 0.50	X'. $\pm 5^{\circ}$	核准		REV. A0	SHEET 1/1
.X ± 0.30	.X' $\pm 2^{\circ}$	审核		SIZE A4	C
.XX ± 0.25	.XX' $\pm 1^{\circ}$	制图	林飞		

 Alinta Electronics Co., Ltd.		品名:	A1251-nAW弯针针座系列	
		料号:	见料号说明	图号: DWG-TJ-991